










Rank	Boat	NF Code	BIB	Name	200m	Q
1	6	<b>GER</b>		914 LIEBSCHER Tom	35.59 (1)	
2	3	<b>HUN</b>		339 TÓTKA Sándor	36.37 (2)	
					0.78	
3	9	<b>ESP</b>		217 GARCÍA Iñigo	36.73 (3)	
					1.14	
4	5	<b>UKR</b>		826 TOKARNYTSKYI Sergii	37.03 (4)	
					1.44	
5	7	<b>TUR</b>		794 GULBAHAR Mustafa	37.39 (5)	
					1.80	
6	8	<b>LTU</b>		498 SUTKUS Elvis	37.64 (6)	
					2.05	
7	4	<b>CAN</b>		121 BEAUCHESNE Etienne	37.71 (7)	
					2.12	
8	1	<b>DEN</b>		189 MADSEN Lasse Bro	37.83 (8)	
					2.24	
9	2	<b>RUS</b>		665 KOLYBASOV Semen	38.04 (9)	
					2.45	

<b>Chief Official</b>	NED	MÜLLER Eily	<b>Course Umpire</b>	ROU	TOTH Gheorghe
<b>Finish Line Judge</b>	CZE	KOBLIKOVA Hana	<b>Course Umpire</b>	GER	JÄHNCHEN Harald
<b>Starter</b>	BLR	SHABLYKA Sergej			

<b>Weather Conditions</b>	Air Temperature:	13.0 °C	Wind Speed:	5.0 / 5.0 m/s	Wind Direction:
	Water Temperature:	16.0 °C	Conditions:	Rain	
	Humidity:	95.0%			

**Legend:**

<b>QF</b>	<b>Qualified for final</b>	<b>QS</b>	<b>Qualified for semifinal</b>	<b>??</b>	<b>Not clear</b>	<b>X</b>	<b>Eliminated</b>
°C	Degree celsius	m/s	Metres per second				

Rank	Boat	NF Code	BIB	Name	250m	500m	Q
1	4	GER		914 LIEBSCHER Tom	48.82 (1)	1:40.381 (1) 51.560 (2)	
2	7	CZE		167 DOSTAL Josef	49.43 (2)	1:41.329 (2) 51.890 (3) 0.61 0.948	
3	5	HUN		339 TÓTKA Sándor	50.99 (6)	1:42.272 (3) 51.280 (1) 2.17 1.891	
4	8	FRA		257 BAYLE Pierrick	50.31 (5)	1:43.000 (4) 52.690 (4) 1.49 2.619	
5	3	SLO		714 VIDOVIC Tilen	51.46 (7)	1:44.754 (5) 53.290 (5) 2.64 4.373	
6	6	IRI		364 AGHA MIRZAEI Ali	50.03 (3)	1:44.832 (6) 54.800 (7) 1.21 4.451	
7	9	SVK		749 ZDARSKY Simon	51.82 (8)	1:45.140 (7) 53.320 (6) 3.00 4.759	
8	1	AUS		30 BAIN William	50.27 (4)	1:45.332 (8) 55.060 (8) 1.45 4.951	
9	2	BEL		66 DELOMBAERDE J.	53.30 (9)	1:51.036 (9) 57.730 (9) 4.48 10.655	

Chief Official	NED	MÜLLER Eily	Course Umpire	BEL	DETHISE Jean-Claude
Finish Line Judge	CZE	KOBLIKOVA Hana	Course Umpire	GBR	JONES Steve
Starter	BLR	SHABLYKA Sergej			

Weather Conditions	Air Temperature:	15.0°C	Wind Speed:	3.9 / 3.9 m/s	
	Water Temperature:	16.0°C	Conditions:	Cloudy	
	Humidity:	95.0%		Wind Direction:	

**Legend:**

QF	Qualified for final	QS	Qualified for semifinal	??	Not clear	X	Eliminated
°C	Degree celsius	m/s	Metres per second				

# K2 1000m MEN JUNIORS

## CANOE SPRINT WORLD CHAMPIONSHIPS 2011 JUNIORS

### RESULTS

Race 94  
Brandenburg/Havel  
FA

K2 1000m M / Final A

SAT 30 JUL 2011 SAT

Rank	Boat	NF Code	BIB	Name	250m	500m	750m	1000m	Q
1	4	GER		914 LIEBSCHER Tom	46.82 (1)	1:38.36 (1)	2:29.75 (1)	3:17.630 (1)	
				922 RENDSCHMIDT Max		51.54 (3)	51.39 (1)	47.880 (1)	
2	5	SVK		742 DEMIN Viktor	47.71 (2)	1:39.05 (2)	2:30.65 (2)	3:20.690 (2)	
				744 JANCA Mario		51.34 (2)	51.60 (2)	50.040 (3)	
					0.89	0.69	0.90	3.060	
3	3	HUN		325 CSONTOS Csaba	48.10 (4)	1:39.78 (3)	2:32.03 (3)	3:21.560 (3)	
				334 SOLTI László		51.68 (4)	52.25 (4)	49.530 (2)	
					1.28	1.42	2.28	3.930	
4	7	CZE		171 KUCERA Patrik	49.19 (8)	1:40.08 (4)	2:32.22 (4)	3:23.130 (4)	
				175 SPICAR Jakub		50.89 (1)	52.14 (3)	50.910 (4)	
					2.37	1.72	2.47	5.500	
5	8	RUS		662 EPISHIN Ivan	48.34 (6)	1:41.42 (8)	2:34.24 (7)	3:25.260 (5)	
				674 ZAMESOV Dmitry		53.08 (9)	52.82 (6)	51.020 (5)	
					1.52	3.06	4.49	7.630	
6	6	AUS		41 SMITH Scott	48.44 (7)	1:40.17 (5)	2:32.65 (5)	3:25.340 (6)	
				39 NORTON Tom		51.73 (5)	52.48 (5)	52.690 (7)	
					1.62	1.81	2.90	7.710	
7	2	NOR		544 ULLVANG Lars Magne	47.80 (3)	1:40.39 (7)	2:33.65 (6)	3:25.500 (7)	
				545 VOLD Eivind		52.59 (8)	53.26 (7)	51.850 (6)	
					0.98	2.03	3.90	7.870	
8	1	SLO		712 APOLLONIO Alan	50.94 (9)	1:42.87 (9)	2:37.03 (9)	3:30.350 (8)	
				713 BLAZEVIC Simon		51.93 (6)	54.16 (8)	53.320 (8)	
					4.12	4.51	7.28	12.720	
9	9	BLR		89 ZAYATS Vitali	48.19 (5)	1:40.30 (6)	2:36.36 (8)	3:33.280 (9)	
				79 KRECHYK Uladzislau		52.11 (7)	56.06 (9)	56.920 (9)	
					1.37	1.94	6.61	15.650	





Chief Official	NED	MÜLLER Eily	Course Umpire	ROU	TOTH Gheorghe
Finish Line Judge	CZE	KOBLIKOVA Hana	Course Umpire	GER	JÄHNCHEN Harald
Starter	BLR	SHABLYKA Sergej			

<b>Weather Conditions</b>	Air Temperature:	16.0°C	Wind Speed:	6.1 / 6.1 m/s	Wind Direction:
	Water Temperature:	16.0°C	Conditions:	Rain	
	Humidity:	97.0%			

**Legend:**

QF	Qualified for final	QS	Qualified for semifinal	??	Not clear	X	Eliminated
°C	Degree celsius	m/s	Metres per second				



Rank	Boat	NF Code	BIB	Name	200m	Q
1	4	<b>RUS</b>		655 PETROVA Ekaterina	53.26 (1)	
2	5	<b>HUN</b>		319 TAKÁCS Kincso	53.40 (2)	
					0.14	
3	6	<b>CAN</b>		116 MACINTOSH Hannah	53.57 (3)	
					0.31	
4	3	<b>BLR</b>		75 ZATYNAIKA Anastasia	54.85 (4)	
					1.59	
5	2	<b>USA</b>		849 WANG Angela	56.05 (5)	
					2.79	
6	8	<b>UKR</b>		809 USHAKOVA Nataliya	57.72 (6)	
					4.46	
7	1	<b>ESP</b>		204 GÓMEZ Arantxa	58.04 (7)	
					4.78	
8	7	<b>FRA</b>		251 CATTELET Anaïs	58.07 (8)	
					4.81	
<b>9</b>	9	<b>GER</b>		904 KOHLERT Vicky	59.69 (9)	
					6.43	

<b>Chief Official</b>	NED	MÜLLER Eily	<b>Course Umpire</b>	BEL	DETHISE Jean-Claude
<b>Finish Line Judge</b>	CZE	KOBLIKOVA Hana	<b>Course Umpire</b>	LTU	RAZIUNAS Salius
<b>Starter</b>	POL	KASPRZAK Bartlomiej			

<b>Weather Conditions</b>	Air Temperature:	13.0 °C	Wind Speed:	5.0 / 5.0 m/s	Wind Direction:
	Water Temperature:	16.0 °C	Conditions:	Rain	
	Humidity:	95.0%			

**Legend:**

<b>QF</b>	<b>Qualified for final</b>	<b>QS</b>	<b>Qualified for semifinal</b>	<b>??</b>	<b>Not clear</b>	<b>X</b>	<b>Eliminated</b>
°C	Degree celsius	m/s	Metres per second				

