







## *Results*















**GERMAN JUNIOR CHAMPIONSHIPS - Oberstdorf, Germany - 26-27  
March 2011**


















## Overall Classification Junioren B

Rank	Nr	Name	Affil	FP	CDR	777	500	1000	1500	Best time
1.	54	<a href="#">Christoph SCHUBERT</a>	 EVD	136	4	1	1	1	1	1:32.928
2.	55	<a href="#">Mirco SCHLIMPERT</a>	 EVD	68	11	2	2	2	5	1:34.045
3.	57	<a href="#">Dominik ELSTNER</a>	 EVD	34	15	3	5	5	2	1:38.563
4.	69	<a href="#">Michael SEIFERT</a>	 MERC	34	15	5	4	3	3	1:35.461
5.	8	<a href="#">Joel DUFTER</a>	 DEC	29	17	6	3	4	4	1:45.106
6.	56	<a href="#">Oliver KNÜPFER</a>	 EVD	11	22	4	6	6	6	1:39.268

## Overall Classification Junioren C







Rank	Nr	Name	Affil	FP	CDR	666	500	1000	777	Best time
1.	74	<a href="#">Felix SPIEGL</a>	 SLI	136	4	1	1	1	1	1:32.415
2.	75	<a href="#">Leon KAUFMANN-LUDWIG</a>	 SLI	63	11	2	2	4	3	1:41.406
3.	76	<a href="#">Markus GRAF</a>	 SLI	60	11	3	3	3	2	1:34.633
4.	34	<a href="#">Moritz SCHLEGELMILCH</a>	 ETR	37	15	5	4	2	4	1:33.543
5.	18	<a href="#">Maximilian KRONER</a>	 ECK	8	14	4	5	5		1:37.170
6.	70	<a href="#">Patrick PAWASSERAT</a>	 MERC		20	6	8	6		1:38.352
7.	58	<a href="#">Tobias PIETZSCH</a>	 EVD		26	10	9	7		1:39.497
8.	60	<a href="#">Niclas WENDLER</a>	 EVD		26	7	10	9		1:41.208
9.	9	<a href="#">Florian BECKER</a>	 DEC		27	9	6	12		1:40.940
10.	35	<a href="#">Nic SCHREIBER</a>	 ETR		27	12	7	8		1:39.631
11.	36	<a href="#">Oliver GIESE</a>	 ETR		32	8	13	11		1:43.802
12.	61	<a href="#">Maximilian BORN</a>	 EVD		35	13	12	10		1:41.566
13.	62	<a href="#">Lukas MARTENS</a>	 EVD		36	11	11	14		1:43.769
14.	63	<a href="#">Daniel CARELL</a>	 EVD		41	14	14	13		1:48.373

## Overall Classification Junioren Novice













Rank	Nr	Name	Affil	FP	CDR	500	333	666	777	Best time
1.	64	<a href="#">Marec ZILLER</a>	 EVD	110	6	2	2	1	1	1:10.144
2.	37	<a href="#">Moritz KREUSELER</a>	 ETR	63	16	4	1	9	2	1:11.327
3.	22	<a href="#">Luca LÖFFLER</a>	 ECO	63	12	1	4	4	3	1:10.532
4.	40	<a href="#">Adrian LÜDTKE</a>	 ETR	34	16	6	3	2	-	1:10.259
5.	10	<a href="#">Johannes HOLZNER</a>	 DEC	13	13	5	5	3		1:10.444
6.	39	<a href="#">Jan SCHOOFF</a>	 ETR	13	14	3	6	5		1:14.694
7.	11	<a href="#">Markus SALZINGER</a>	 DEC		21	7	7	7		1:13.445
8.	24	<a href="#">Valentin SCHWENDINGER</a>	 ECO		26	10	10	6		1:15.679
9.	38	<a href="#">Fiete REICH</a>	 ETR		26	8	8	10		1:14.064
10.	23	<a href="#">Robin TENZER</a>	 ECO		26	9	9	8		1:13.009
11.	66	<a href="#">Maximilian MARKGRAF</a>	 EVD		36	11	11	14		1:18.127
12.	12	<a href="#">Michael WELS</a>	 DEC		38	14	13	11		1:17.191
13.	78	<a href="#">Daniel HACKNER</a>	 SLI		39	12	12	15		1:18.859
14.	65	<a href="#">Robin BENDIG</a>	 EVD		41	15	14	12		1:15.994
15.	41	<a href="#">David JUNCK</a>	 ETR		41	13	15	13		1:18.873

## GERMAN JUNIOR CHAMPIONSHIPS - Oberstdorf, Germany - 26-27 March 2011






















### Overall Classification Juniorinnen A

Rank	Nr	Name	Affil	FP	CDR	777	500	1000	1500	Best time
1.	42	<a href="#">Josephine MESCHNIK</a>	 EVD	136	4	1	1	1	1	1:50.105
2.	25	<a href="#">Nathalie PRESCHER</a>	 ETR	63	11	3	4	2	2	1:51.479
3.	43	<a href="#">Maria SCHULZE</a>	 EVD	55	12	2	3	3	4	1:50.082
4.	13	<a href="#">Monika HELLER</a>	 ECK	42	13	4	2	4	3	1:50.155
5.	1	<a href="#">Mona GEISREITER</a>	 DEC		16	5	5	6		1:45.599
6.	44	<a href="#">Julia BLOCK</a>	 EVD		17	6	6	5		1:45.337

## Overall Classification Juniorinnen C

Rank	Nr	Name	Affil	FP	CDR	666	500	1000	777	Best time
1.	45	<a href="#">Elisabeth WITT</a>	 EVD	84	9	1	2	4	2	1:45.880
2.	15	<a href="#">Paula SCHOTTE</a>	 ECK	63	12	4	5	2	1	1:49.046
3.	46	<a href="#">Nicole KUKATSCH</a>	 EVD	47	20	7	9	1	3	1:46.394
4.	2	<a href="#">Johanna GSCHWENDTNER</a>	 DEC	34	21	5	1	9	-	1:47.104
5.	27	<a href="#">Theresa NIEMEYER</a>	 ETR	29	22	2	4	10	-	1:48.066
6.	99	<a href="#">Lena HOCHREITER</a>	 DEC	13	14	6	3	5		1:50.519
7.	14	<a href="#">Luise MEZGER</a>	 ECK	13	15	3	6	6		1:48.547
8.	19	<a href="#">Elisabeth REDLICH</a>	 ECO	13	18	8	7	3		1:53.002
9.	71	<a href="#">Kathrin KHADRA</a>	 SLI		25	10	8	7		1:53.920
10.	4	<a href="#">Maja FINKE</a>	 DEC		30	11	11	8		1:54.610
11.	28	<a href="#">Anika SCHNEIDENBACH</a>	 ETR		30	9	10	11		2:00.100
12.	26	<a href="#">Carlotta BERGER</a>	 ETR		38	12	13	13		

## Overall Classification Juniorinnen Novice

Rank	Nr	Name	Affil	FP	CDR	500	333	666	777	Best time
1.	47	<a href="#">Anna SEIDEL</a>	 EVD	123	5	1	2	1	1	1:06.868
2.	49	<a href="#">Gina JACOBS</a>	 EVD	81	9	3	1	3	2	1:08.374
3.	48	<a href="#">Tina RIETZKE</a>	 EVD	55	12	2	3	2	-	1:06.914
4.	29	<a href="#">Maria DEIKE</a>	 ETR	21	18	4	6	5	3	1:10.756
5.	50	<a href="#">Aline LENKE</a>	 EVD	16	21	6	4	7	4	1:13.654
6.	72	<a href="#">Chichi ODENIGBO</a>	 SLI	8	29	9	10	4	-	1:11.312
7.	52	<a href="#">Romy WENIGER</a>	 EVD		23	5	5	13		1:15.298
8.	30	<a href="#">Janina BECKER</a>	 ETR		24	10	8	6		1:13.772
9.	51	<a href="#">Emily GLIEN</a>	 EVD		24	7	9	8		1:10.788
10.	73	<a href="#">Mathilda HOLLREISER</a>	 SLI		24	8	7	9		1:10.792
11.	53	<a href="#">Anna Katharina GÄRTNER</a>	 EVD		35	13	12	10		1:15.800
12.	5	<a href="#">Melanie SCHWABL</a>	 DEC		36	11	11	14		1:15.520
13.	17	<a href="#">Franziska SCHÖNIG</a>	 ECK		39	12	15	12		1:17.053
14.	7	<a href="#">Anita DUMBERGER</a>	 DEC		42	17	14	11		1:15.414
15.	6	<a href="#">Anna-Lena PLEREITER</a>	 DEC		44	14	13	17		1:17.858
16.	21	<a href="#">Sophia ECHTLER</a>	 ECO		49	16	18	15		1:16.529
17.	31	<a href="#">Jessica MASBERG</a>	 ETR		49	15	16	18		1:18.052
18.	67	<a href="#">Jessica GOETT</a>	 MERC		54	19	19	16		1:17.527
19.	32	<a href="#">Chantalle SCHLICHTING</a>	 ETR		54	18	17	19		1:19.142
20.	16	<a href="#">Stephanie KRAUSE</a>	 ECK		64	20	22	22		
21.	20	<a href="#">Isabel KLATT</a>	 ECO		65	21	22	22		